

The  
Birth  
Storyboard

11/24/14




**Video Instruction**

**Visual Representation**


**PART ONE** for the

Shot Type: MS Scene Location: computer lab  
 Describe Action on Screen  
 John is sitting in a computer lab





~~low typing~~  
 low typing  
 "click click click"  
 audio should be continuous typing and clicking

Shot Type: LS Scene Location: computer lab  
 Describe Action on Screen  
 The whole class is taking a mid-term





"click click click click"  
 Loud ↗

Shot Type: CU Scene Location: computer lab  
 Describe Action on Screen  
 John turns his head and is looking around the room



Shot Type: CU Scene Location: computer lab  
 Describe Action on Screen  
 John shakes his back & forth and slaps his face to wake himself up.



Video Instruction


Visual Representation

Audio

Shot Type: *CU* Scene Location: *CL* *\**

Describe Action on Screen



*He looks around. He is the only one stopping.*



Shot Type: *CU* Scene Location: *CL*

Describe Action on Screen

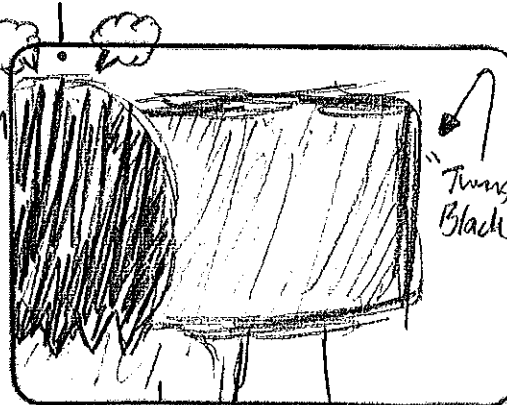
*John shakes his head in disbelief and goes back to his two fingers typing. He quickly surrenders emphatically and prods his head up. His hands on the table.*



Shot Type: *CU* Scene Location: *CL*

Describe Action on Screen


*Suddenly, the screen flickers and goes black.*



"Pound, Pound" on the table

Shot Type: \_\_\_\_\_ Scene Location: \_\_\_\_\_






Describe Action on Screen



**Video Instruction**

**Visual Representation**

**Audio**


Type	Scene Location		
MS	Computer lab		<p>'chick chick'</p> <p>Ch ch ch ch</p> <p>X 30</p>
MS	Computer lab		
[Redacted]	[Redacted]		
[Redacted]	[Redacted]		

Video Instruction

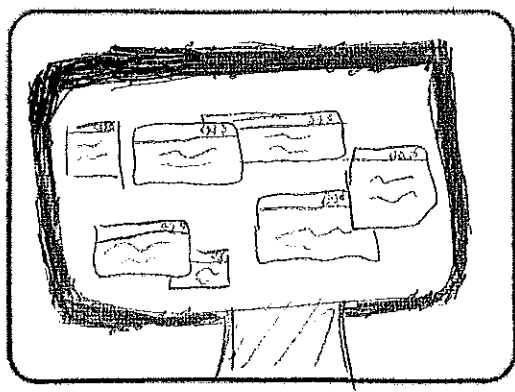
Visual Representation

Audio


Shot Type: CU Scene Location: CL  
 Describe Action on Screen  
 It quickly comes back on like nothing happened.



Shot Type: CU Scene Location: Computer lab  
 Describe Action on Screen  
 All the windows open by themselves.




Shot Type: CU Scene Location: CL  
 Describe Action on Screen  
 John sits back in his chair confused. He looks around. No one has noticed him.



Type Type  
 Type Type






Shot Type: \_\_\_\_\_ Scene Location: \_\_\_\_\_  
 Describe Action on Screen



Video Instruction

Visual Representation



Audio

Type   Scene Location		
<p>MS   Computer Lab</p> <p>Describe Action on Screen</p> <p>Every application on John's computer opens suddenly and loud mariachi music begins to play. The web cam is. Also on cam we see John's face.</p>		<p>"LALALALALA LALALALATA"</p>
<p>CU   Computer Lab</p> <p>Describe Action on Screen</p> <p>John quickly tries to silence the computer but none of the keyboard buttons on the case <del>was</del> are working.</p> <p>LS</p>		<p>"LALALALA LALALALA LA LA"</p>
<p>MS   Computer Lab</p> <p>Describe Action on Screen</p> <p>Everyone in the room have stopped typing and is looking at John. The teacher stands up from behind her desk. The music stops and all the computer programs suddenly close again. John stares at the computer in disbelief.</p>		<p>bloop x1</p>
<p>MS   Computer Lab</p> <p>Describe Action on Screen</p> <p>Teacher: John, what do you think you are doing? JOHN: Sorry, Ms. I don't know how that happened. TEACHER: Everyone, we have 20 minutes remaining.</p>		

**Video Instruction**

**Visual Representation**


**Audio**


Type	Scene Location		
MS	Computer lab		<p>'chick chick'</p> <p>Ch ch, ch ch</p> <p>x 30</p>
FS	Computer lab		


**Video Instruction**


**Visual Representation**

**Audio**

<p>Type: MS Scene Location: Computer</p>		<p>teacher talking</p>
<p>Describe Action on Screen teacher starts to make an announcement.</p>		

<p>Describe Action on Screen Teacher <del>man</del> starts to make an announcement</p>		<p>Teacher talking</p>
--	---	------------------------

<p>Shot Type: _____ Scene Location: _____</p> <p>Describe Action on Screen</p>		
--	--	--



<p>Shot Type: _____ Scene Location: _____</p> <p>Describe Action on Screen</p>		
--	--	--



**Video Instruction**

**Visual Representation**

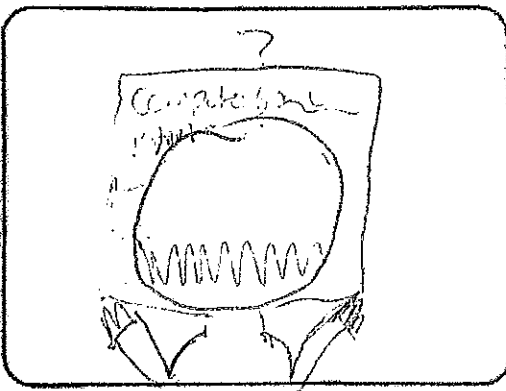
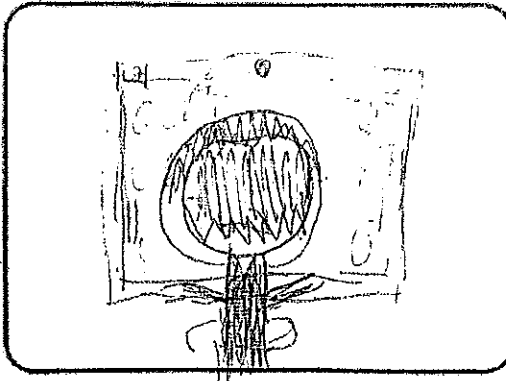


*DaWeirdKid* Audio

Shot Type	Scene Location		
Describe Action on Screen Chat window opens			
Shot Type	Scene Location		
Describe Action on Screen The computer starts to talk again			
Shot Type	Scene Location		
Describe Action on Screen			
Shot Type	Scene Location		
Describe Action on Screen			

Video Instruction

Visual Representation

Audio


Shot Type	Scene Location			
W	Computer Lab	Describe Action on Screen John and the Computer start to talk again back and forth.		Computer & John talk
CU	Computer Lab	Describe Action on Screen Another thing pops up and John can see his face reflection because the computer opened it up.		POP x1
CU	Computer Lab	Describe Action on Screen The Computer starts to talk back and forth and the computer starts to dislike John who is shocked.		blip blip x6
EG	Computer Lab	Describe Action on Screen John looks down at his hand and looks back at the screen.		"Hnnnnnn" said John

**Video Instruction**


**Visual Representation**

**Audio**


Type: \_\_\_\_\_ Scene Location: \_\_\_\_\_  
 Describe Action on Screen  
 John thinks  
 for a sec  
 & then reaches  
 to the back of  
 the computer



Shot Type: \_\_\_\_\_ Scene Location: \_\_\_\_\_  
 Describe Action on Screen  
 A image shows  
 x-ray of its  
 self the computer  
 with a little  
 window  
 "Arming Laser"



Shot Type: \_\_\_\_\_ Scene Location: \_\_\_\_\_  
 Describe Action on Screen



Shot Type: \_\_\_\_\_ Scene Location: \_\_\_\_\_  
 Describe Action on Screen

